

MAR. 109

TEACHING@SON

VCU School of Nursing



UPCOMING OPPORTUNITIES

Training

The training sessions shown below are offered by VCU. Online registration is available at the following site:

<http://www.pubinfo.vcu.edu/training/>

RSS

Using RSS Feeds to Keep Current with Health Science Research

Thursday April 9

12-1pm

Tomkins-McCaw Library, 2-012

RSS is a way to get updates from your favorite databases, journals and blogs delivered to you automatically. The new version of Lotus Notes, which is coming soon, includes the ability to track RSS Feeds.

Blackboard



Assessments & Surveys

Monday March 30

1-3pm

Cabell Library, Room 320

ePortfolios

Tuesday March 31

1-3pm

Cabell Library, Room 320

Assignments & Gradebook

Wednesday April 15

1-3pm

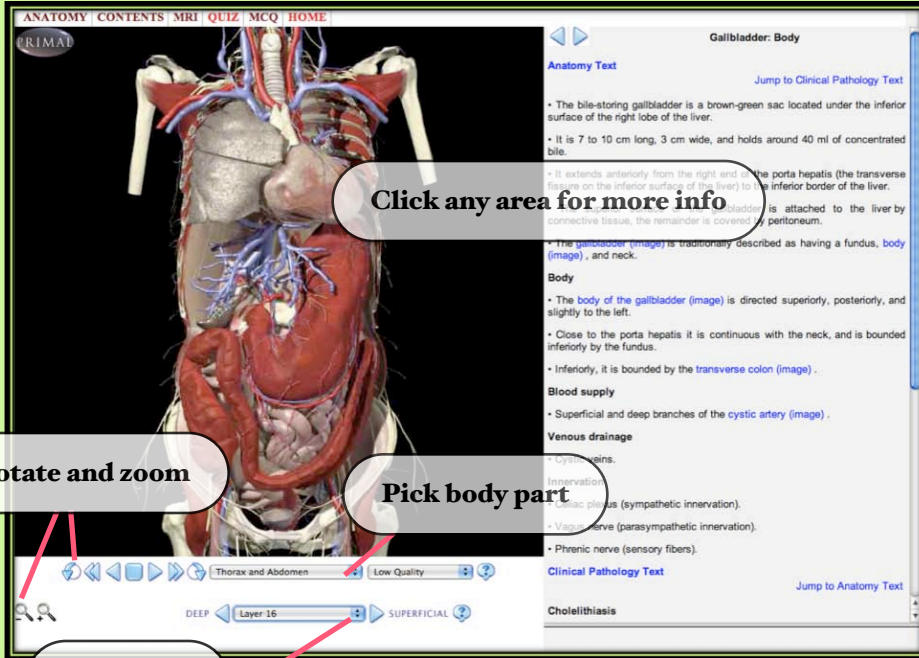
Cabell Library, Room 320

Getting Started

Thursday April 16

9-11am

Cabell Library, Room 320



Click any area for more info

Rotate and zoom

Pick body part

Pick layer

ANATOMY TV



INSTRUCTIONAL SOFTWARE SPOTLIGHT

Detailed 3D models and videos of human anatomy are available online through the VCU Library.

Go to <http://libraryvcu.edu>

Click **Databases A-Z**

Click **A**

Click **Anatomy TV**

HOW DOES IT WORK?

After logging in, click on your anatomical area of interest, then use the tools to select and manipulate a body part. Images can be rotated and layers stripped or built up from superficial/ bone to deep/surface anatomy. Click on

any part of the image to view additional information about that area.

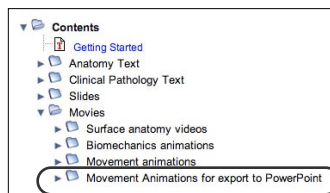
The Contents button provides easy access to illustrations, text, movies and quizzes.



Walking video

HOW CAN I USE IT?

Anatomy TV still images and videos can be downloaded and incorporated into your PowerPoint lectures or other instructional materials.



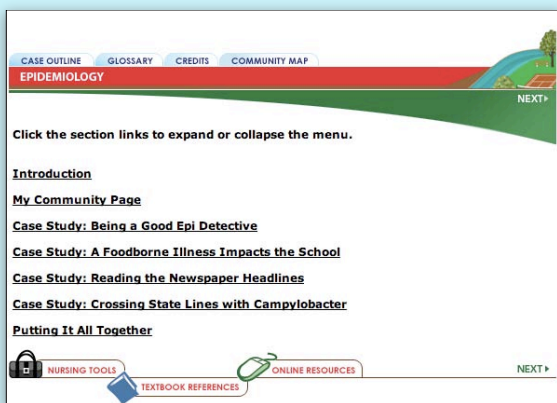
Blackboard Academic Suite



Add Publisher Content to Blackboard


Many publishers offer test banks that accompany their textbooks, and some even have instructional content that you can use in your Blackboard course. Students use an access key that is purchased with the text to interact with the content on Blackboard.

When meeting with your representative, always ask if the text includes a Blackboard course cartridge. Once a cartridge is installed, you can choose to include any part of the publisher's content in your course.



@2009 Elsevier Inc.

Course Map offers another way to move around in your course.



1. Click **Course Map** on your Blackboard course menu.
2. Click the plus sign next to the area you want to view.
3. Click the name of any item to jump directly to that piece of content.



Share this with your students. They can use it too!

ECHO 360 (FORMERLY ANYSTREAM)

Echo 360 can record, and upload to Blackboard, audio, video and everything displayed on the computer. Scheduled recordings begin automatically - there is nothing that instructors need to do to enable this in the classroom.

Please take advantage of this wonderful resource! Email School of Nursing - IT to schedule a recording.

Create A Photo Album in PowerPoint

Why would you want to do this? Assume you have collected a number of images that you want to use in a lecture. Create a quick photo album, add your text, and take your file to class!



PowerPoint album created with 6 layers of Anatomy TV's Heart and Lung images

1. Click the PowerPoint **Insert** tab
2. Click **Photo Album**
3. Click **File/Disk**
4. Browse to find your pictures
5. Select your preferred options
6. Click **Create**

